


AK15 Series Transient Voltage Suppressor



Features

- Ideal for automated placement
- High surge current capability
- Meets MSL level 1, per J-STD-020, LF maximum peak of 260 °C
- Bi-directional TVS
- Glass passivated junction
- Excellent Clamping Capability
- Low Slope Resistance

Typical Applications

- High power DC bus protection

Mechanical Data

- **Package:** AK
Molding compound meets UL 94 V-0 flammability rating, RoHS-compliant
- **Terminals:** Tin plated leads, solderable per J-STD-002 and JESD22-B102

■ Maximum Ratings (T_a=25°C Unless otherwise specified)

PARAMETER	SYMBOL	UNIT	VALUE
Peak pulse current rating per 8/20μs@105°C IEC 61000-4-5	I _{pp}	A	15000
Storage temperature	T _{stg}	°C	-55 ~+150
Junction temperature	T _j	°C	-55 ~+150

■ Electrical Characteristics (T_A=25°C unless otherwise noted)

Part Number	Breakdown Voltage V _{BR} @I _T			Maximum Reverse Leakage I _R @V _{RWM} (μA)	Working Peak Reverse Voltage V _{RWM} (V)	Maximum Clamping Voltage V _c @ I _{pp} (V)	Surge Current @8/20us (KA)	Marking
	Min (V)	Max (V)	I _T (mA)					
AK15-058C	64	70	10	20	58	110	15	AK15058C
AK15-076C	85	95	10	20	76	145	15	AK15076C

■ Performance Graphs

FIG.1 V-I Characteristic

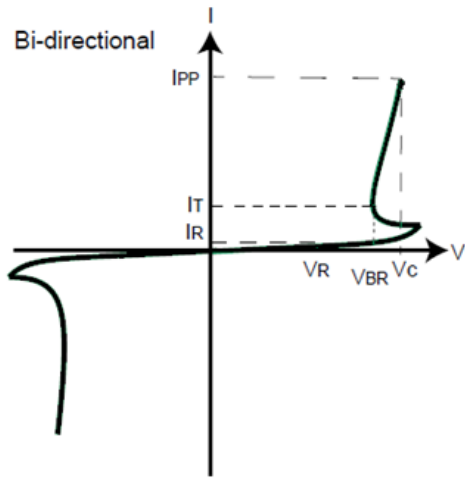


FIG.2 Pulse Derating Curve

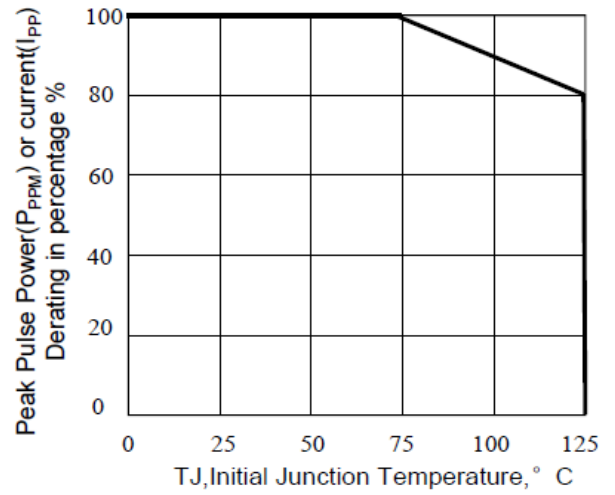


FIG.3 Current 8/20us Waveform per IEC 6100-4-5

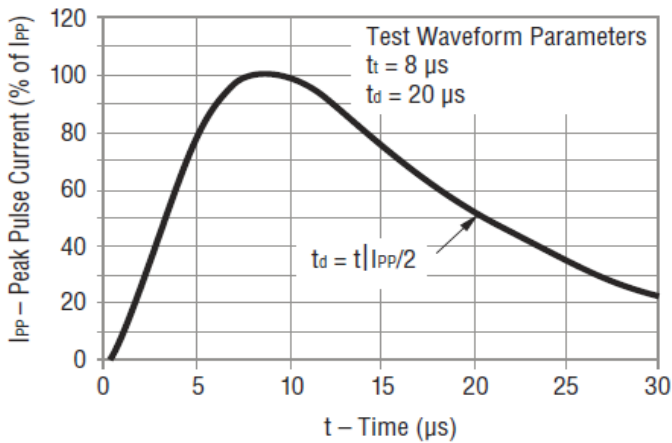
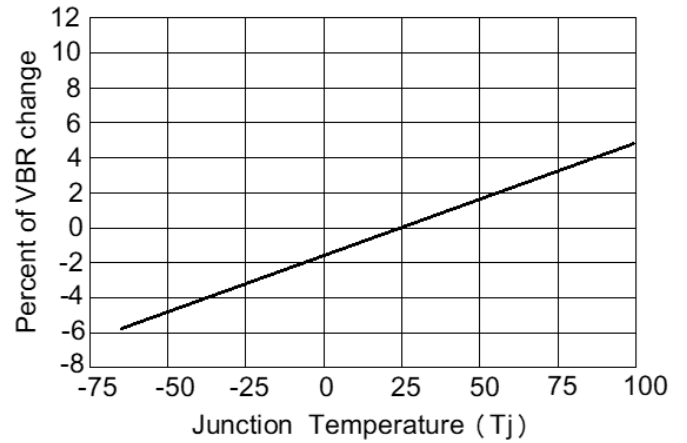


FIG.4: Typical VBR vs. junction temperature

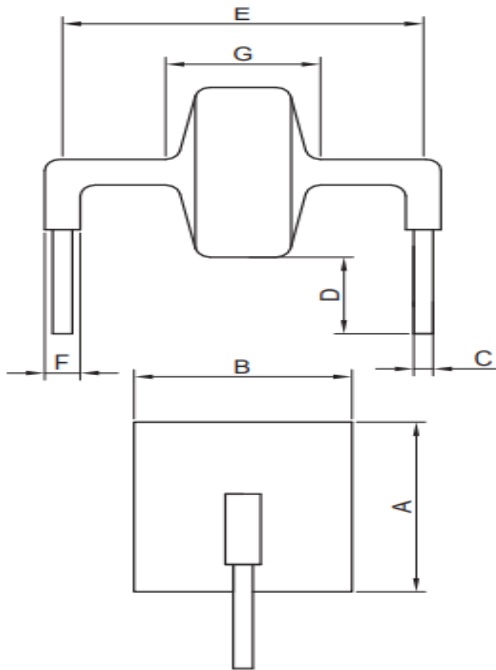


■ Ordering Information(Example)

PREFERRED P/N	PACKAGE CODE	MINIMUM PACKAGE(pcs)	INNER BOX QUANTITY(pcs)	DELIVERY MODE
AK15 SERIES	F1	80	960	Box



■ Outline Dimensions



Dim	AK15		note
	mm	mm	
	Min	Max	
A	--	18	
B	--	16	
C	1.2	1.32	
D	6.5	7.5	
E	23.43	24.87	
F	1.8	4	
G	4.4	7.4	AK15058C
	5.25	8.25	AK15076C



AK15 Series

Disclaimer

The information presented in this document is for reference only. Yangzhou Yangjie Electronic Technology Co., Ltd. reserves the right to make changes without notice for the specification of the products displayed herein to improve reliability, function or design or otherwise.

The product listed herein is designed to be used with ordinary electronic equipment or devices, and not designed to be used with equipment or devices which require high level of reliability and the malfunction of which would directly endanger human life (such as medical instruments, transportation equipment, aerospace machinery, nuclear-reactor controllers, fuel controllers and other safety devices), Yangjie or anyone on its behalf, assumes no responsibility or liability for any damages resulting from such improper use of sale.

This publication supersedes & replaces all information previously supplied. For additional information, please visit our website [http:// www.21yangjie.com](http://www.21yangjie.com) , or consult your nearest Yangjie's sales office for further assistance.